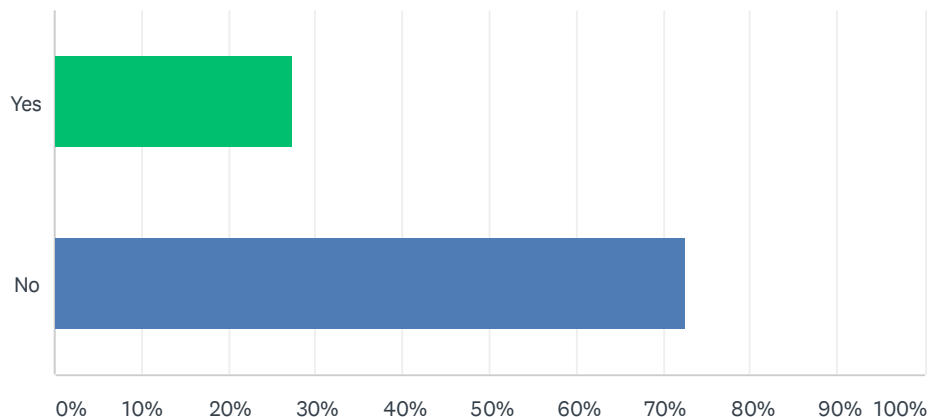


Q1 Would you give the last four numbers of your Social Security Number to an online gambling website to verify your legal eligibility to place a wager? Consider there is a \$50 sign up bonus once you have verified your identity.

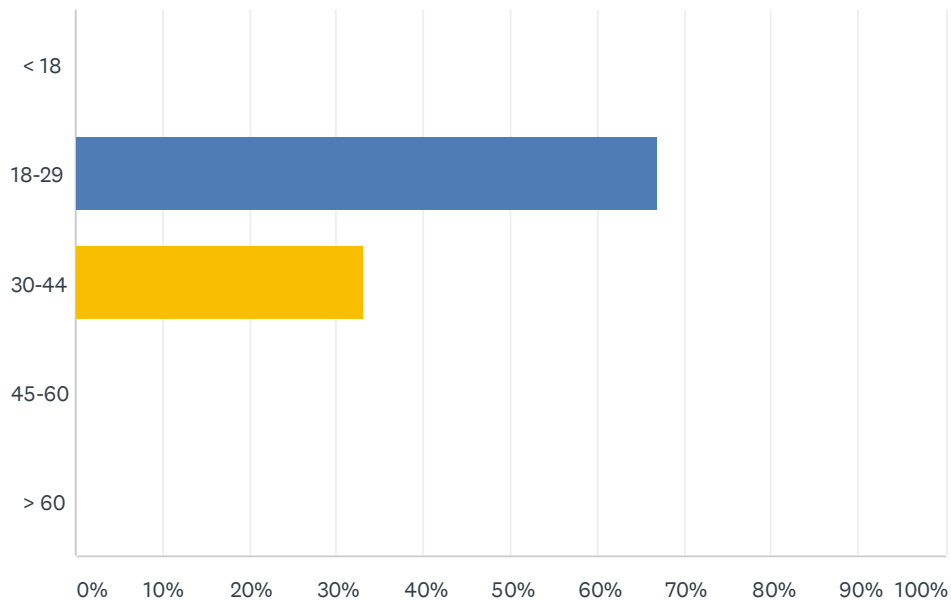
Answered: 106 Skipped: 0



ANSWER CHOICES	RESPONSES	
Yes	27.36%	29
No	72.64%	77
TOTAL		106

## Q2 Age

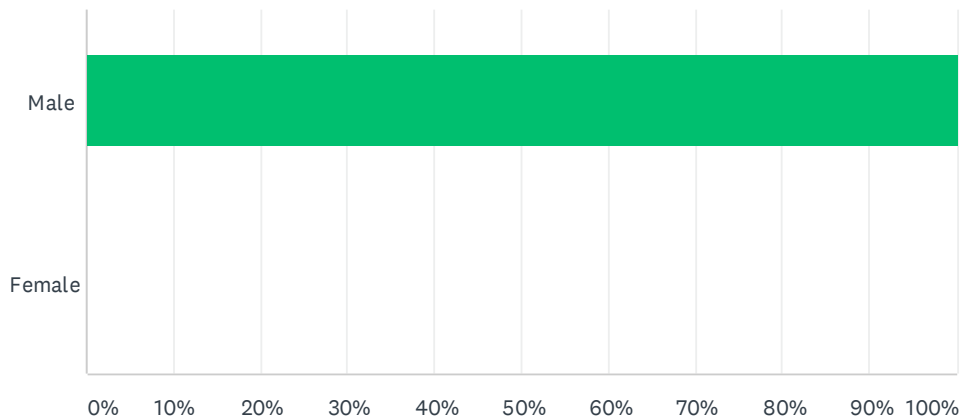
Answered: 106 Skipped: 0



ANSWER CHOICES	RESPONSES	
< 18	0.00%	0
18-29	66.98%	71
30-44	33.02%	35
45-60	0.00%	0
> 60	0.00%	0
<b>TOTAL</b>		<b>106</b>

### Q3 Gender

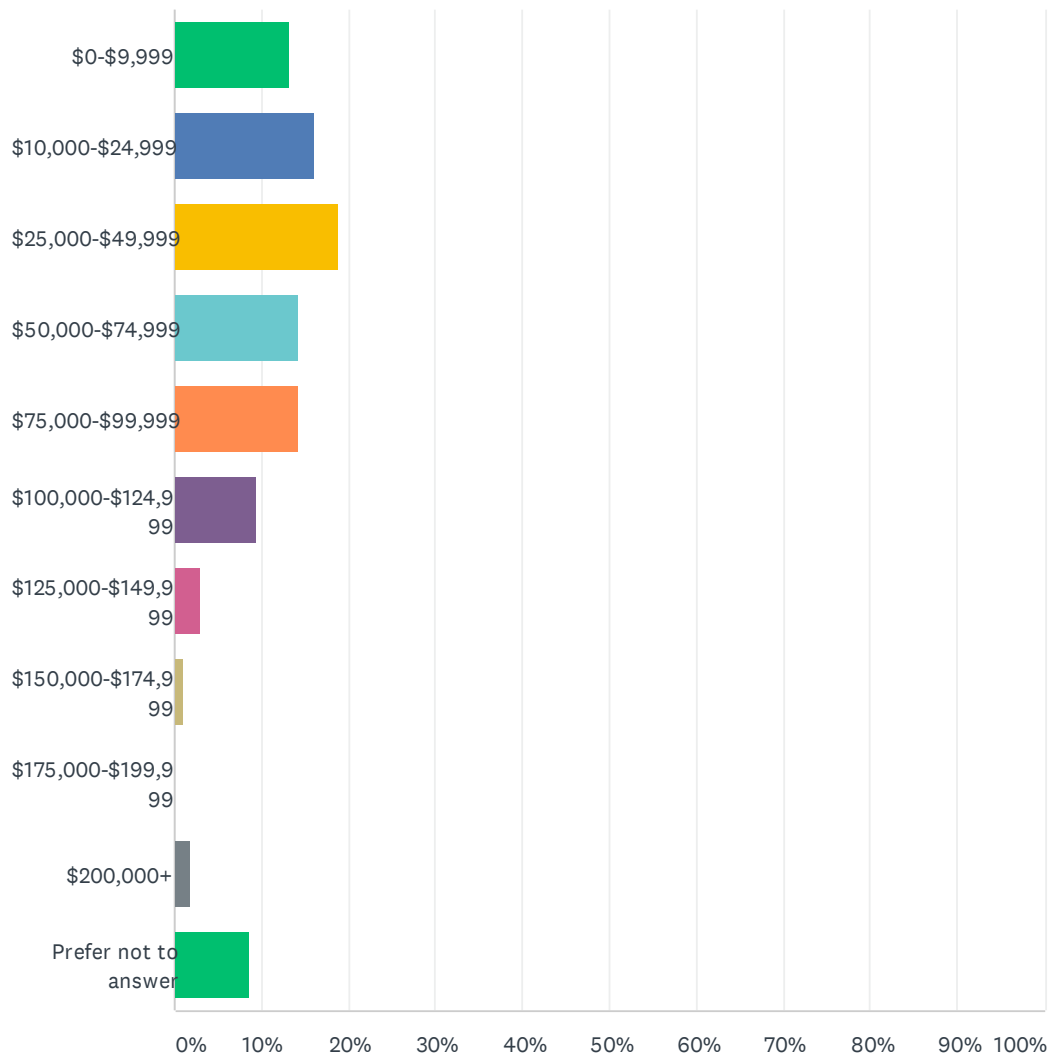
Answered: 106 Skipped: 0



ANSWER CHOICES	RESPONSES	
Male	100.00%	106
Female	0.00%	0
TOTAL		106

# Q4 Household Income

Answered: 106 Skipped: 0

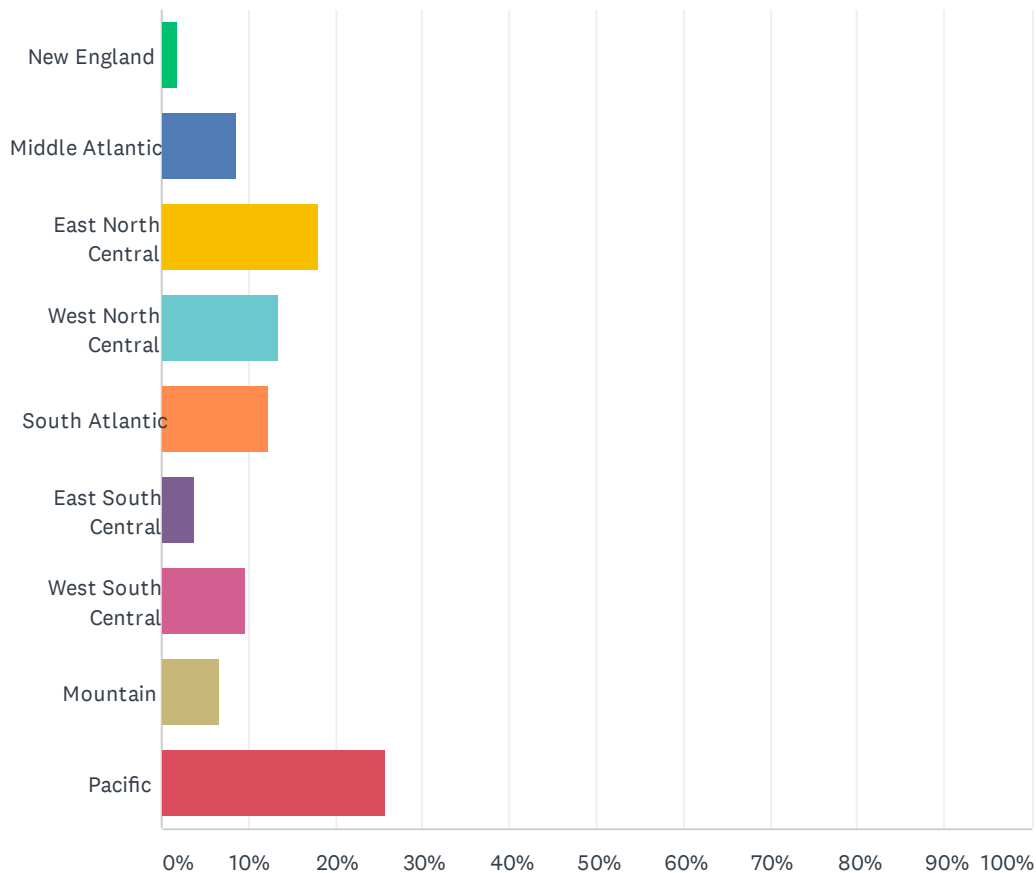


## Willingness to Gamble Survey

ANSWER CHOICES	RESPONSES	
\$0-\$9,999	13.21%	14
\$10,000-\$24,999	16.04%	17
\$25,000-\$49,999	18.87%	20
\$50,000-\$74,999	14.15%	15
\$75,000-\$99,999	14.15%	15
\$100,000-\$124,999	9.43%	10
\$125,000-\$149,999	2.83%	3
\$150,000-\$174,999	0.94%	1
\$175,000-\$199,999	0.00%	0
\$200,000+	1.89%	2
Prefer not to answer	8.49%	9
<b>TOTAL</b>		<b>106</b>

## Q5 Region

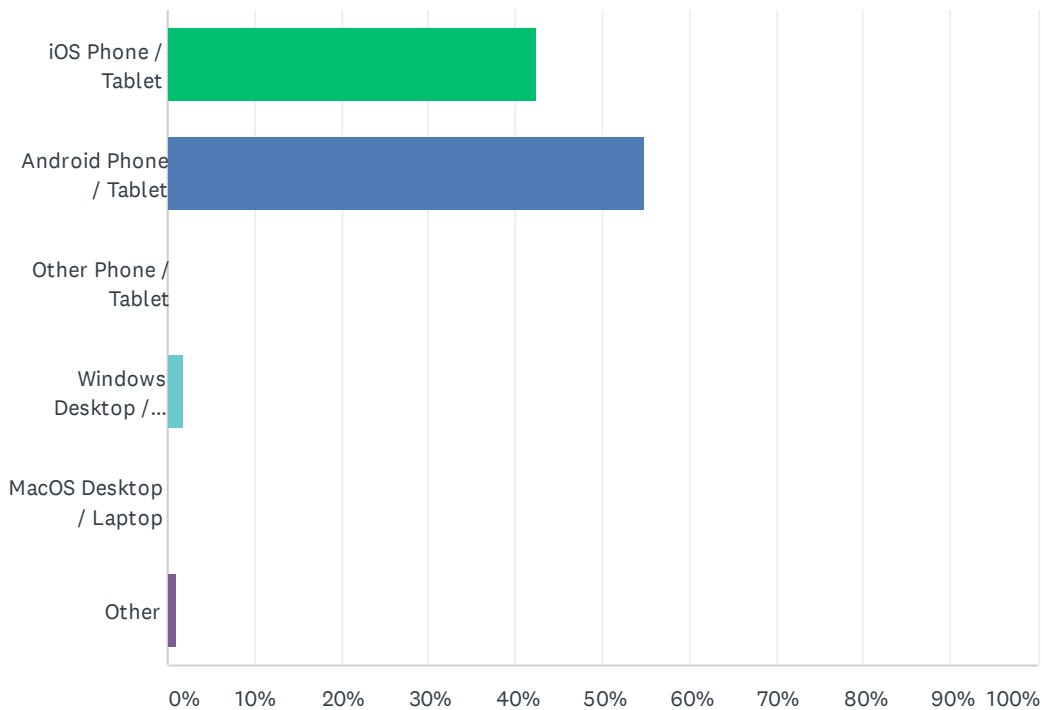
Answered: 105 Skipped: 1



ANSWER CHOICES	RESPONSES
New England	1.90% 2
Middle Atlantic	8.57% 9
East North Central	18.10% 19
West North Central	13.33% 14
South Atlantic	12.38% 13
East South Central	3.81% 4
West South Central	9.52% 10
Mountain	6.67% 7
Pacific	25.71% 27
<b>TOTAL</b>	<b>105</b>

## Q6 Device Type

Answered: 106 Skipped: 0



ANSWER CHOICES	RESPONSES	
iOS Phone / Tablet	42.45%	45
Android Phone / Tablet	54.72%	58
Other Phone / Tablet	0.00%	0
Windows Desktop / Laptop	1.89%	2
MacOS Desktop / Laptop	0.00%	0
Other	0.94%	1
<b>TOTAL</b>		<b>106</b>